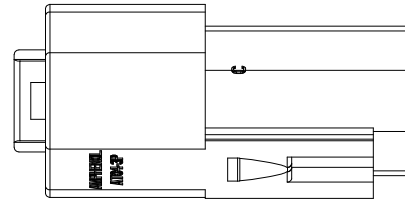
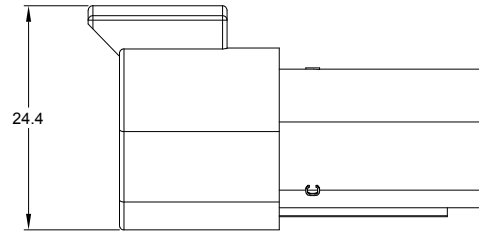
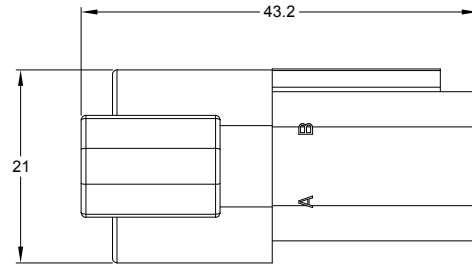
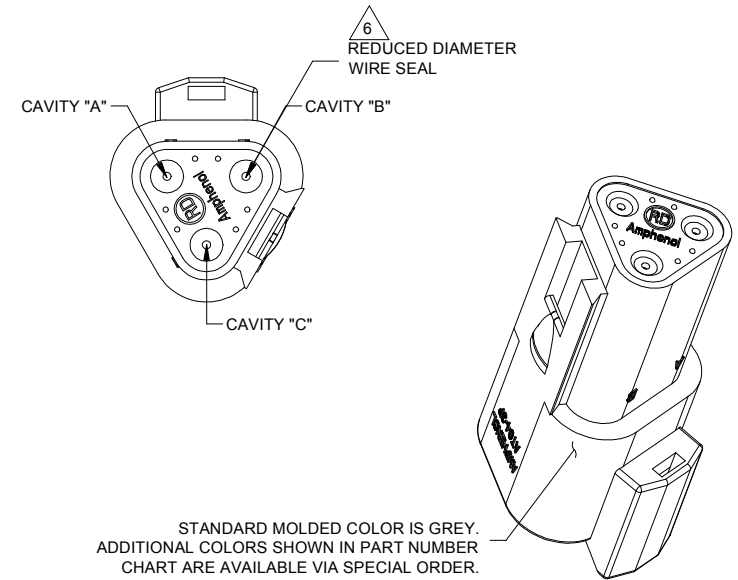
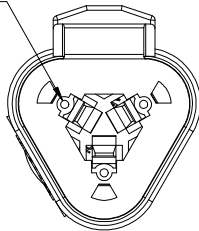


REVISIONS					
REV	ECO	DESCRIPTION	DATE	BY	APPR
A3	-	RELEASE NEW DWG FORMAT	04JAN14	JARRY	
A4	-	ADD COLOR OPTION	23NOV20	LOUIE	TOMMY



REQUIRES CONTACT RETENTION WEDGE AW3P



STANDARD MOLDED COLOR IS GREY. ADDITIONAL COLORS SHOWN IN PART NUMBER CHART ARE AVAILABLE VIA SPECIAL ORDER.

NOTES: UNLESS OTHERWISE SPECIFIED

- MATERIAL:
HOUSING: THERMOPLASTIC
SEAL: SILICONE RUBBER
- MODIFICATIONS: REDUCED DIAMETER WIRE SEAL
- SPECIFICATIONS:
 - CURRENT RATING: 13 AMPS
 - OPERATING TEMPERATURE: -55°C TO +125°C
 - DIELECTRIC WITHSTANDING VOLTAGE: LESS THAN 2 MILLIAMPS CURRENT LEAKAGE @ 1500 VOLTS AC.
 - INSULATION RESISTANCE: 1000 MEGOHMS MIN @ 25°C.
 - MOISTURE RESISTANCE:
IP68(1M OF WATER FOR A PERIOD OF 24 HOURS, MATED CONDITION)
IP69K(MATED CONDITION)
 - MATING CYCLE DURABILITY: 100 CYCLES
 - RoHS COMPLIANT
- MATING PART: AT06-3S* RECEPTACLE
(* = MODIFICATIONS AND COLORS)
- ALL DIMENSIONS ARE FOR REFERENCE USE ONLY.

6 CONTACT SIZE AND REAR SEAL WIRE RANGE:

CONTACT SIZE	MIN. INSUL O.D.	MAX. INSUL O.D.	TYPICAL WIRE RANGE
16	1.35 mm (.053 in)	3.05 mm (.120 in)	14 - 20 AWG (2.0-0.5mm ²)

PART NUMBER CHART	
COLOR	PART NUMBER
GREY	AT04-3P-RD01
BLACK	AT04-3P-RD01BLK
BLUE	AT04-3P-RD01BLU
BROWN	AT04-3P-RD01BRN
GREEN	AT04-3P-RD01GRN
RED	AT04-3P-RD01RED
WHITE	AT04-3P-RD01WHT
YELLOW	AT04-3P-RD01YEL
ORANGE	AT04-3P-RD01ORG

SEE PART NUMBER CHART		REF: DT04-3P-C015, DT04-3P-CE02																									
QUANTITY	PART NUMBER	DESCRIPTION	ITEM																								
<table border="1"> <thead> <tr> <th colspan="2">UNLESS OTHERWISE SPECIFIED</th> <th>SIGNATURES</th> <th>DATE</th> </tr> </thead> <tbody> <tr> <td colspan="2">1) All dimensions are in metric(mm).</td> <td>DRAWN: LOUIE</td> <td>23NOV20</td> </tr> <tr> <td colspan="2">2) Tolerances are as follows:</td> <td>CHECKED: ORION</td> <td>25NOV20</td> </tr> <tr> <td>1 PL DEC ±0.30</td> <td>Fractions ±1/64</td> <td>ENGINEER:</td> <td></td> </tr> <tr> <td>2 PL DEC ±0.15</td> <td>Angles ±1°</td> <td>APPROVAL: TOMMY</td> <td>27NOV20</td> </tr> <tr> <td>3 PL DEC ±0.08</td> <td></td> <td>CUSTOMER:</td> <td></td> </tr> </tbody> </table>				UNLESS OTHERWISE SPECIFIED		SIGNATURES	DATE	1) All dimensions are in metric(mm).		DRAWN: LOUIE	23NOV20	2) Tolerances are as follows:		CHECKED: ORION	25NOV20	1 PL DEC ±0.30	Fractions ±1/64	ENGINEER:		2 PL DEC ±0.15	Angles ±1°	APPROVAL: TOMMY	27NOV20	3 PL DEC ±0.08		CUSTOMER:	
UNLESS OTHERWISE SPECIFIED		SIGNATURES	DATE																								
1) All dimensions are in metric(mm).		DRAWN: LOUIE	23NOV20																								
2) Tolerances are as follows:		CHECKED: ORION	25NOV20																								
1 PL DEC ±0.30	Fractions ±1/64	ENGINEER:																									
2 PL DEC ±0.15	Angles ±1°	APPROVAL: TOMMY	27NOV20																								
3 PL DEC ±0.08		CUSTOMER:																									
MATERIAL SPECIFICATIONS:		<p>Amphenol</p> <p>Sine Systems - www.amphenol-sine.com 44724 Morley Drive Clinton Township, MI 48036</p>																									
PROCESS SPECIFICATIONS:		<p>RECEPTACLE, 3 PIN, AT SERIES, REDUCED DIAMETER WIRE SEAL</p>																									
NEXT ASSY:		<table border="1"> <thead> <tr> <th>SIZE</th> <th>TYPE</th> <th>DWG NO.</th> <th>REVISION</th> </tr> </thead> <tbody> <tr> <td>B</td> <td>C-</td> <td>AT04-3P-RD01XXX</td> <td>A4</td> </tr> </tbody> </table>	SIZE	TYPE	DWG NO.	REVISION	B	C-	AT04-3P-RD01XXX	A4																	
SIZE	TYPE	DWG NO.	REVISION																								
B	C-	AT04-3P-RD01XXX	A4																								
SCALE: NONE		SHEET 1 OF 1																									

TITLE: RECEPTACLE, 3 PIN, AT SERIES, REDUCED DIAMETER SEAL
DWG NO: AT04-3P-RD01XXX
REV: A4
SH: 1
OF: 1

AT Series™ - Contact Size 16 Options

Machined Contacts, Sockets & Pins				
Part Number	Description	Size	AWG	Type
AT60-215-1631	Male Contact - Pin, Gold-plated	16	14	Machined
AT62-209-1631	Female Contact - Socket, Gold-plated	16	14	Machined
AT60-215-16141	Male Contact - Pin, Nickel-plated	16	14	Machined
AT62-209-16141	Female Contact - Socket, Nickel-plated	16	14	Machined
AT60-202-1631	Male Contact - Pin, Gold-plated	16	16-20	Machined
AT62-201-1631	Female Contact - Socket, Gold-plated	16	16-20	Machined
AT60-202-16141	Male Contact - Pin, Nickel-plated	16	16-20	Machined
AT62-201-16141	Female Contact - Socket, Nickel-plated	16	16-20	Machined
AT60-202-1631-22	Male Contact - Pin, Gold-plated	16	22-24	Machined
AT62-201-1631-22	Female Contact - Socket, Gold-plated	16	22-24	Machined
AT60-202-16141-22	Male Contact - Pin, Nickel-plated	16	22-24	Machined
AT62-201-16141-22	Female Contact - Socket, Nickel-plated	16	22-24	Machined

Tooling - Machined Contacts		
Part	Part Number	Description
	CA-5D12	Universal Hand Crimp Tool, Size 12/16/20 (Machined contacts only)
	CA-5E12	Pneumatic Crimp Tool, Size 12/16/20 (Machined contacts only)

Contact Removal Tools		
Part	Part Number	Description
	ATRT-100	Used for removal of contacts for A Series™ products
	AT11-310-1605	Contact Removal Tool, Plastic, Size 16
	A114017	Sealing Plug, Size 16, White

Stamped & Formed Contacts, Sockets & Pins				
Part Number	Description	Size	AWG	Type
AT60-14-0144	Male Contact - Pin, Gold-plated	16	14-16	Stamped & Formed
AT62-14-0144	Female Contact - Socket, Gold-plated	16	14-16	Stamped & Formed
AT60-14-0122	Male Contact - Pin, Nickel-plated	16	14-16	Stamped & Formed
AT62-14-0122	Female Contact - Socket, Nickel-plated	16	14-16	Stamped & Formed
AT60-16-0144	Male Contact - Pin, Gold-plated	16	16-18	Stamped & Formed
AT62-16-0144	Female Contact - Socket, Gold-plated	16	16-18	Stamped & Formed
AT60-16-0122	Male Contact - Pin, Nickel-plated	16	16-18	Stamped & Formed
AT62-16-0122	Female Contact - Socket, Nickel-plated	16	16-18	Stamped & Formed
AT60-16-0644	Male Contact - Pin, Gold-plated	16	18-20	Stamped & Formed
AT62-16-0644	Female Contact - Socket, Gold-plated	16	18-20	Stamped & Formed
AT60-16-0622	Male Contact - Pin, Nickel-plated	16	18-20	Stamped & Formed
AT62-16-0622	Female Contact - Socket, Nickel-plated	16	18-20	Stamped & Formed
AT60-16-0844	Male Contact - Pin, Gold-plated	16	20-22	Stamped & Formed
AT62-16-0844	Female Contact - Socket, Gold-plated	16	20-22	Stamped & Formed
AT60-16-0822	Male Contact - Pin, Nickel-plated	16	20-22	Stamped & Formed
AT62-16-0822	Female Contact - Socket, Nickel-plated	16	20-22	Stamped & Formed

Tooling - Stamped & Formed Contacts		
Part	Part Number	Description
	MFY-3950	Crimp Die - Size 16, 18-20AWG (S&F contacts only)
	MFY-3953	Crimp Die - Size 16, 16-18AWG (S&F contacts only)
	MFY-3975	Crimp Die - Size 16, 14-16AWG (S&F contacts only)
	MFY-3990	Crimp Die - Size 16, 20-22AWG (S&F contacts only)
	ATT-16-00	Hand Crimp Tool - Size 16, 14-16AWG (S&F contacts only)
	ATT-16-01	Hand Crimp Tool - Size 16, 18-20AWG (S&F contacts only)
	ATT-1612-03	Hand Crimp Tool - Size 16, 20-22AWG (S&F contacts only)

Amphenol Sine Systems
 44724 Morley Drive
 Clinton Township, MI 48036 USA
www.amphenol-sine.com
 09/2021

Mouser Electronics

Authorized Distributor

Click to View Pricing, Inventory, Delivery & Lifecycle Information:

[Amphenol:](#)

[AT04-3P-RD01BLK](#)